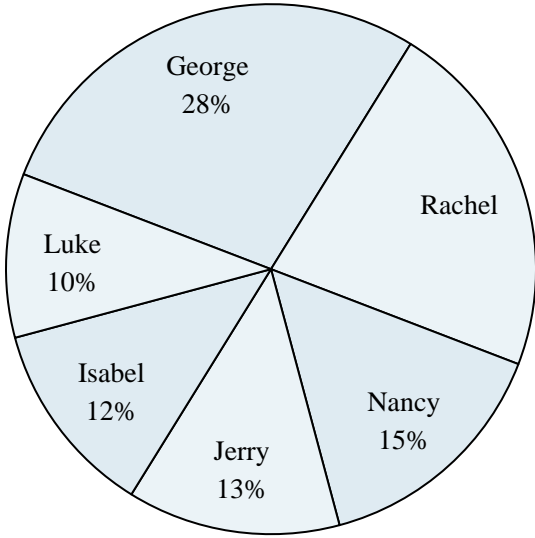




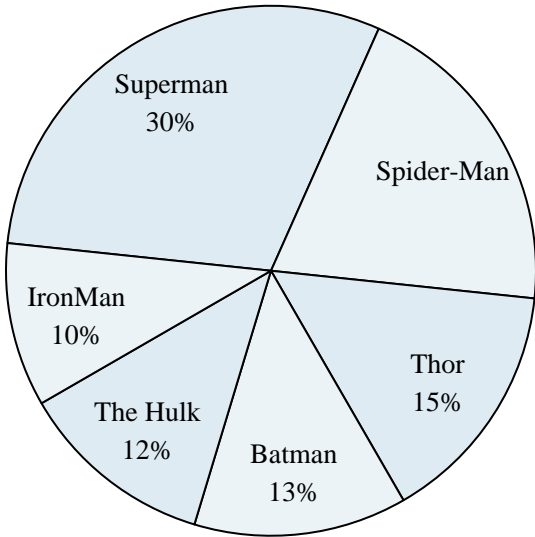
Use the graph to solve.

Class Election Results



- 1) Who won the election?
- 2) What percent of people voted for Isabel?
- 3) Who got the least number of votes?
- 4) What percent of people voted for either Jerry or George?
- 5) Which two candidates had about half the votes?

Favorite Superhero



- 6) Which hero was the least popular?
- 7) What percent of people said The Hulk was their favorite?
- 8) What percent of people said either Spider-Man or Thor was their favorite?
- 9) Which hero was the most popular?
- 10) Which two heroes did about half the people say was their favorite?

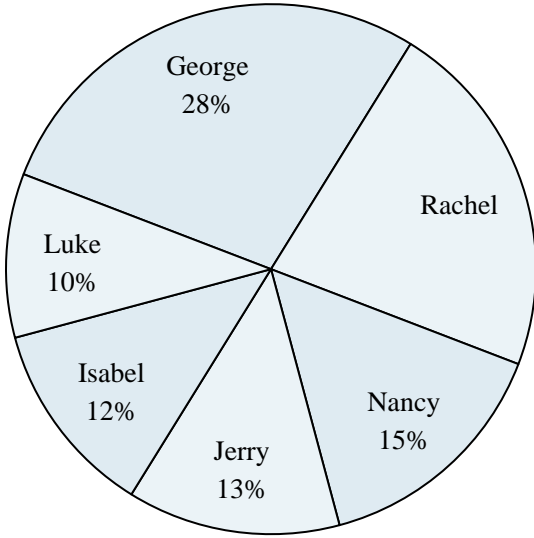
Answers

1. _____
2. _____
3. _____
4. _____
5. _____
6. _____
7. _____
8. _____
9. _____
10. _____



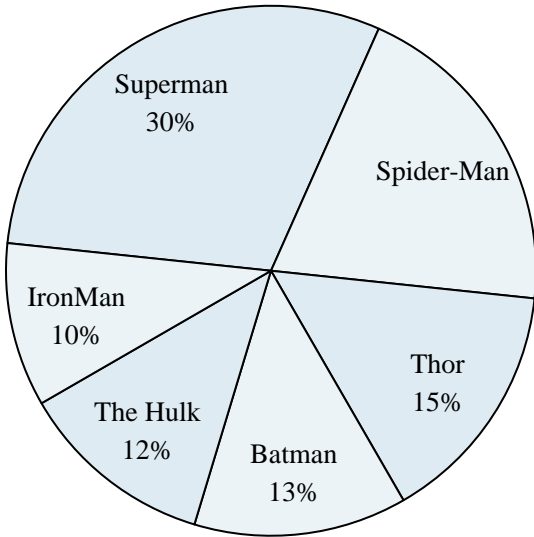
Use the graph to solve.

Class Election Results



- 1) Who won the election?
- 2) What percent of people voted for Isabel?
- 3) Who got the least number of votes?
- 4) What percent of people voted for either Jerry or George?
- 5) Which two candidates had about half the votes?

Favorite Superhero



- 6) Which hero was the least popular?
- 7) What percent of people said The Hulk was their favorite?
- 8) What percent of people said either Spider-Man or Thor was their favorite?
- 9) Which hero was the most popular?
- 10) Which two heroes did about half the people say was their favorite?

Answers

1. George
2. 12%
3. Luke
4. 41%
5. George & Rachel
6. IronMan
7. 12%
8. 35%
9. Superman
10. Superman & Spider-Man